

Ms. LaChance







Please feel free to contact me at: [alachance@nfschools.net](mailto:alachance@nfschools.net)

Grade:K

Lesson Title: Scavenger Hunt

NYS Learning Standard: 1&2



**Warm Up and Cool Down:** Perform each activity 3 times to warm up, and 3 times at the end of the lesson for a cool down.

<h1>FINGER FITNESS 1.0</h1> <p><b>Directions: Count the fingers to find out how many of each exercise to perform</b></p>	
 <p><b>Elbows To Knees</b></p> 	 <p><b>Calf Stretch</b></p>  <p><b>Both Legs!!!</b></p>
 <p><b>Curl-ups</b></p> 	 <p><b>Lunges</b></p>  <p><b>Both Legs!!!</b></p>

**Lesson:** This week there are two scavenger hunt activities. One is meant for indoors (in case the weather isn't too nice outside) and one is meant for outside. You can do both if you want!! If you don't have a printer, write down the objects or draw pictures. Check each item off as you find them. Have lots of fun!

# INDOOR SCAVENGER HUNT

- Find a fork.
- Find something that is red.
- Find a tissue box.
- Find 3 things that have wheels.
- Find an orange crayon.
- Find something that is very soft.
- Find a band-aid.
- Find a key.
- Find 2 socks that match.
- Find something round.
- Find a sticker.
- Find a rubber band.
- Find a pair of glasses.
- Find an envelope.





# BACKYARD SCAVENGER HUNT

primary playground

- ☁ Find 3 kinds of leaves..
- ☁ Find something yellow.
- ☁ Name a bug that is red.
- ☁ Find 2 sticks.
- ☁ Find something that smells good.
- ☁ Name something you see in the sky.
- ☁ Find something that is round.
- ☁ Find something that grows that is green.
- ☁ Find a bird.
- ☁ Find 3 different colored rocks.
- ☁ Find something purple.
- ☁ Find a bug.

